
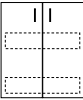
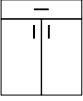

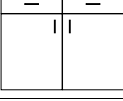
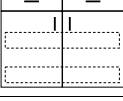





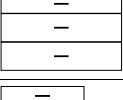

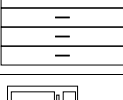

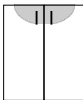
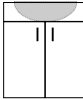
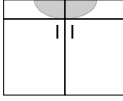

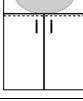
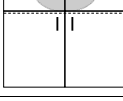

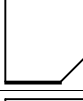
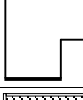
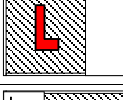

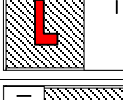

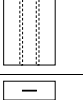



Base Cabinets (30 1/2" High x 24" Deep)

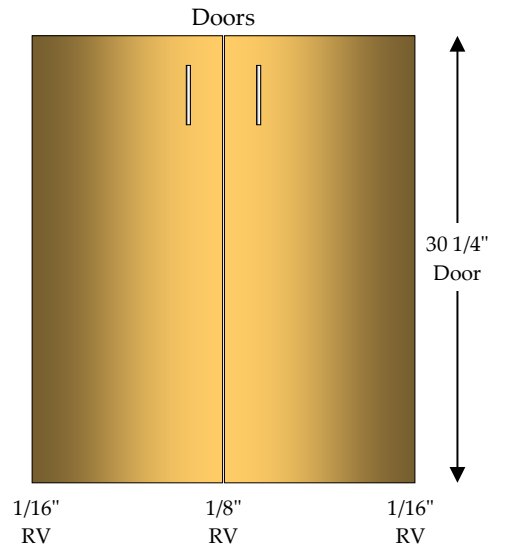
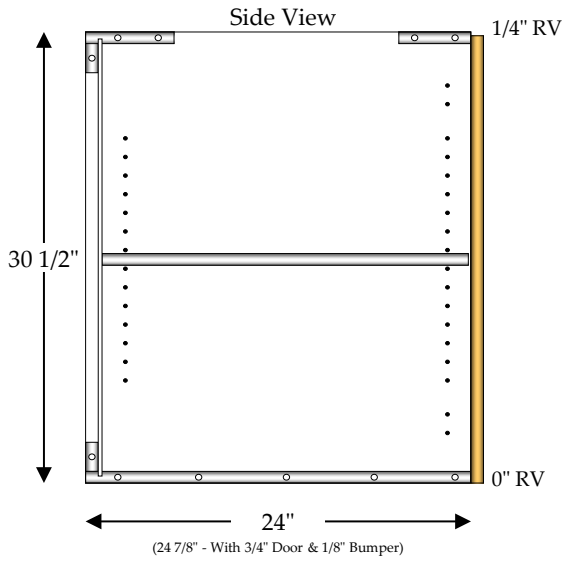
Item	Name	Page
	BU	29
	BU/RO	30
	BTD	31
	BTD/RO	32
	B2TD	33
	B2TD/RO	34
	B3D	35
	B3DF	36
	B3D/2TD	37
	B3DF/2TD	38
	B4D	39
	B4D/2TD	40
	B5D	41
	B5D/2TD	42
	BMD	43

Item	Name	Page
	BSU	44
	BSFF	45
	BS2FF	46
	BSU/Apron	47
	BSFF/Apron	48
	BS2FF/Apron	49
	BSFF/45C	50
	BU/45C	51
	BU/90C	52
	BU/BCL	53
	BU/BCR	54
	BTD/BCL	55
	BTD/BCR	56
	BU/Tray	57
	BTD/Tray	58

Base Unit
1 - Adjustable Shelf (AS)

Specify Single Door Cabinets as **HL** or **HR**

Doors, Drawer Fronts & Hardware Not Included In Catalog Price



Base Unit / Roll Out

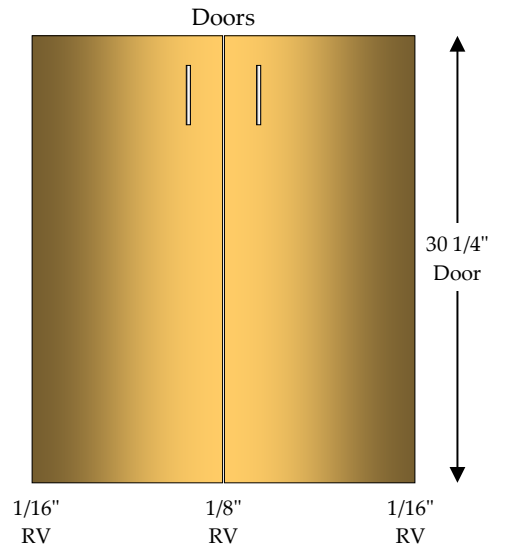
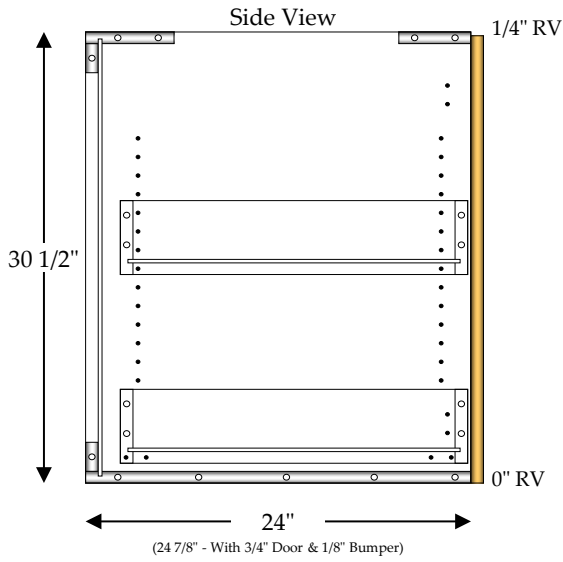
2 - 4" Roll Outs (RO)

BU/RO

Roll Outs include 1" spacer blocks

Specify Single Door Cabinets as **HL** or **HR**

Doors, Drawer Fronts & Hardware Not Included In Catalog Price



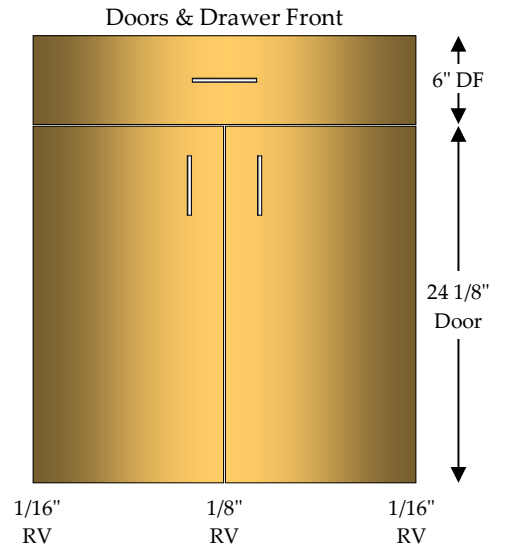
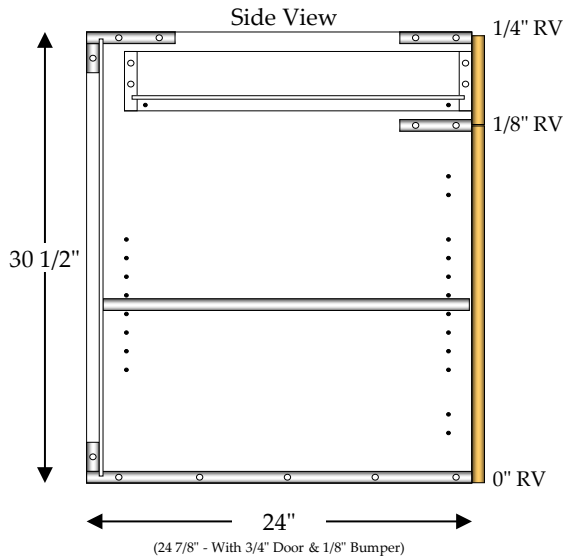
Base Top Drawer

1 - 4" Drawer (DRW)

1 - Adjustable Shelf (AS)

Specify Single Door Cabinets as **HL** or **HR**

Doors, Drawer Fronts & Hardware Not Included In Catalog Price



Base Top Drawer / Roll Out

1 - 4" Drawer (DRW)

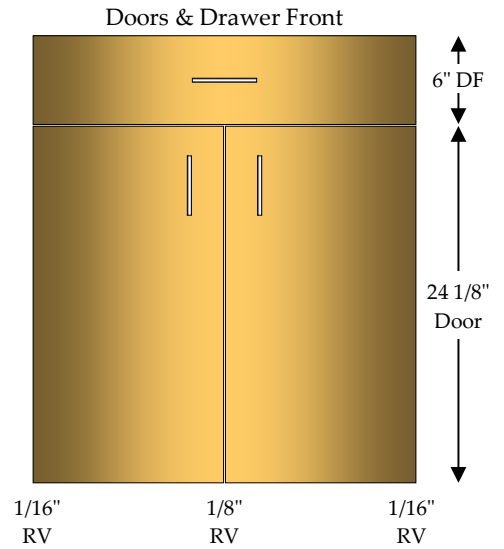
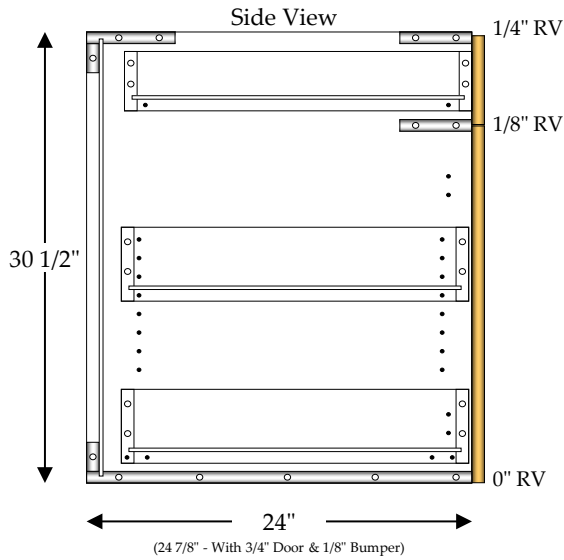
2 - 4" Roll Outs (RO)

Roll Outs include 1" spacer blocks

Specify Single Door Cabinets as **HL** or **HR**

Doors, Drawer Fronts & Hardware Not Included In Catalog Price

BTD/RO



Base 2 Top Drawer

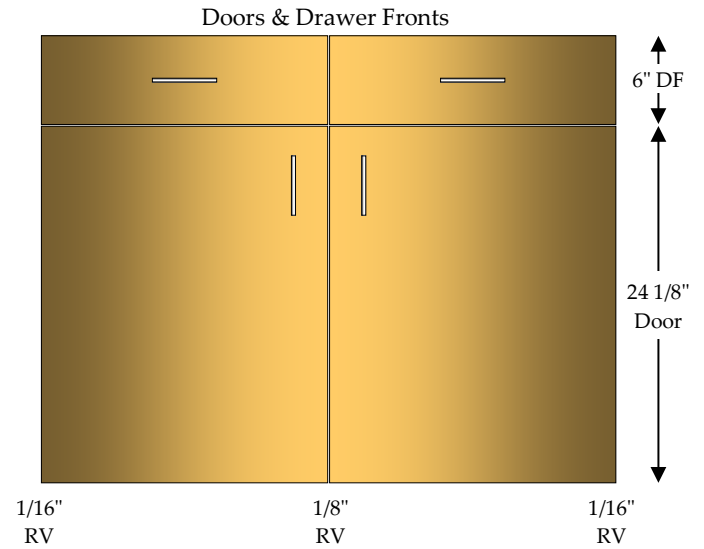
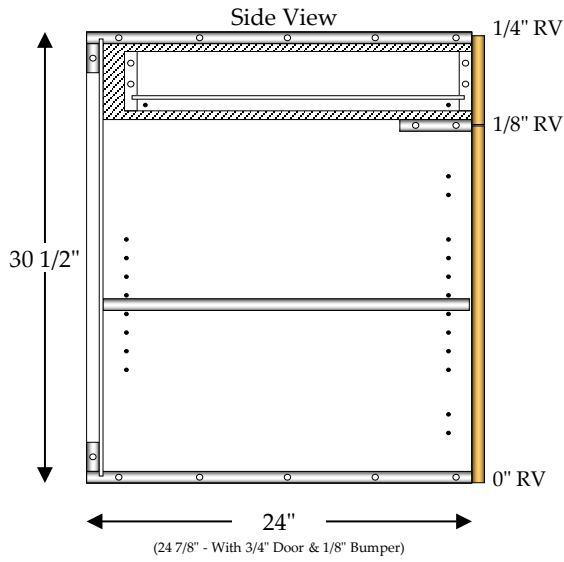
2 - 4" Top Drawers (2TD)

1 - Adjustable Shelf (AS)

Full Top, Double Partition Between Top Drawers

Specify Single Door Cabinets as **HL** or **HR**

Doors, Drawer Fronts & Hardware Not Included In Catalog Price



Base 2 Top Drawer / Roll Out

2 - 4" Top Drawers (2TD)

2 - 4" Roll Outs (RO)

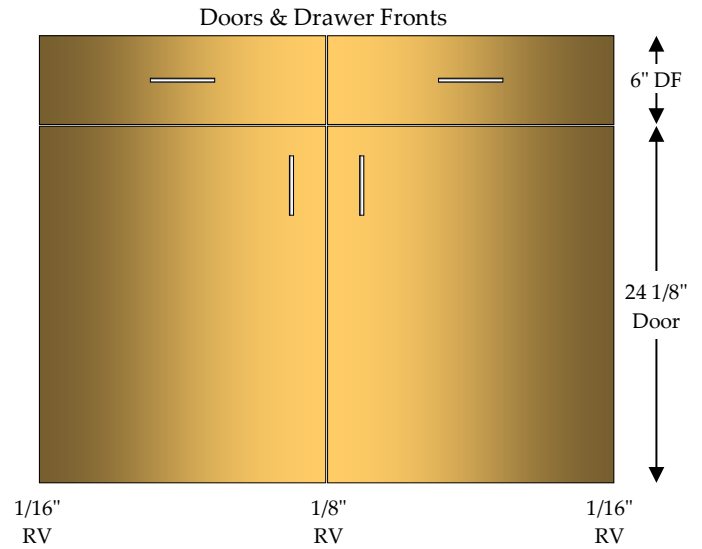
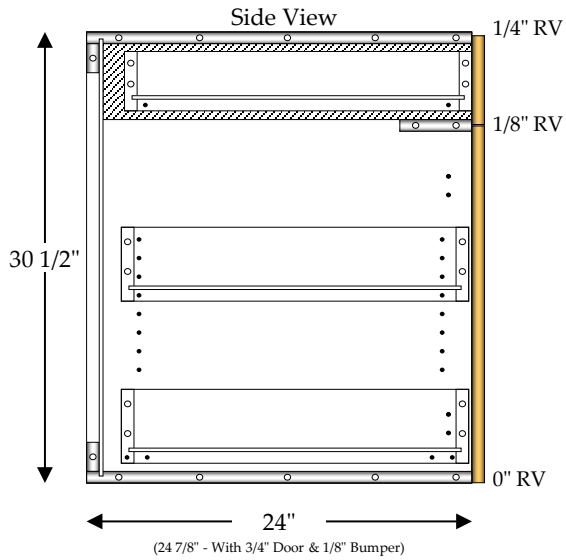
Full Top, Double Partition Between Top Drawers

Roll Outs include 1" spacer blocks

Specify Single Door Cabinets as **HL** or **HR**

Doors, Drawer Fronts & Hardware Not Included In Catalog Price

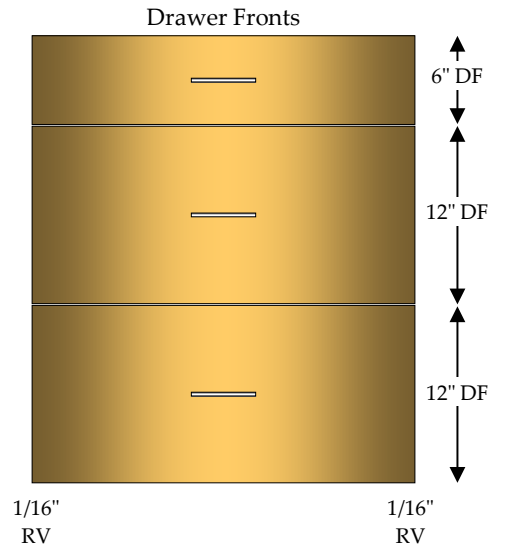
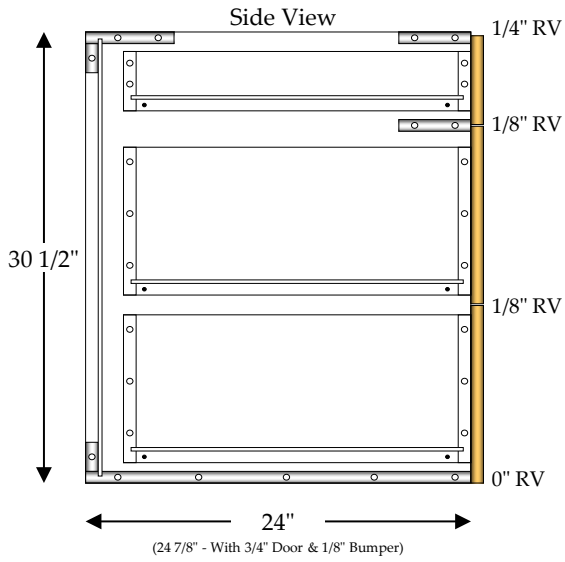
B2TD/RO



Base 3 Drawer

- 1 - 4" Drawer (DRW)
- 2 - 10" Drawers (DRW)

Doors, Drawer Fronts & Hardware Not Included In Catalog Price



[Return to Base Menu](#)

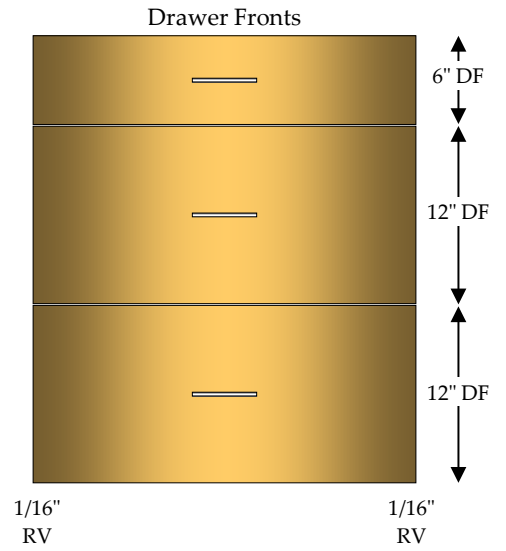
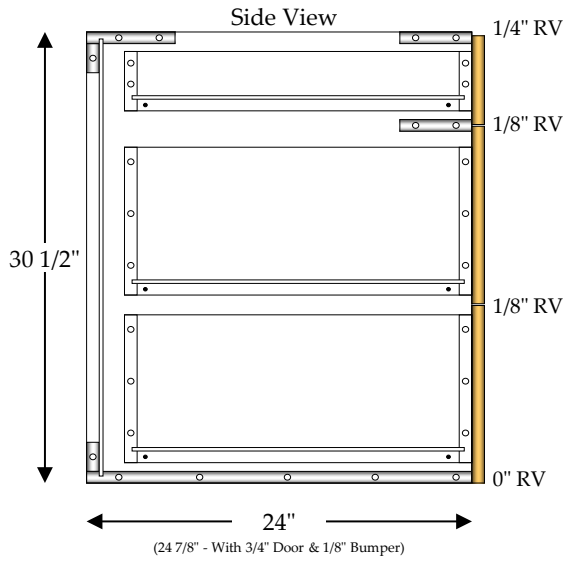
Base 3 Drawer File

1 - 4" Drawer (DRW)

2 - 9" File Drawers (F-DRW)

B3DF

Doors, Drawer Fronts & Hardware Not Included In Catalog Price



Base 3 Drawer / 2 Top Drawer

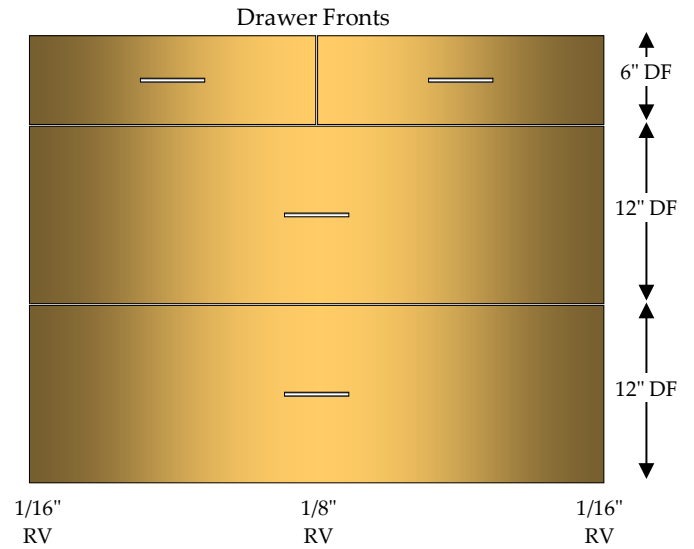
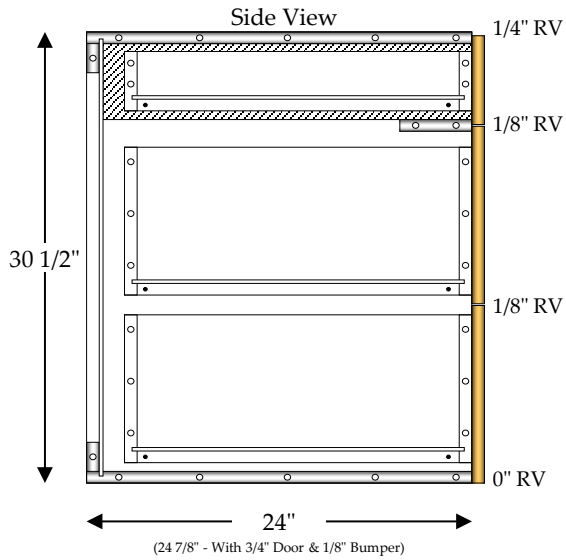
2 - 4" Top Drawers (2TD)

2 - 10" Drawers (DRW)

Full Top, Double Partition Between Top Drawers

Doors, Drawer Fronts & Hardware Not Included In Catalog Price

B3D/2TD



Base 3 Drawer File / 2 Top Drawer

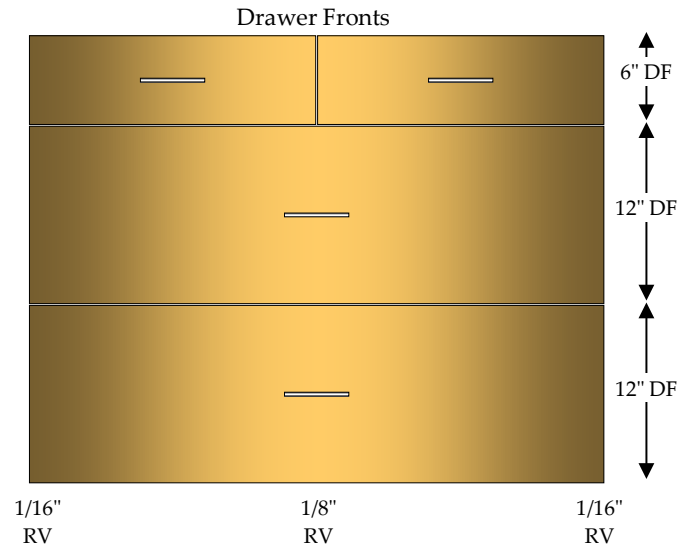
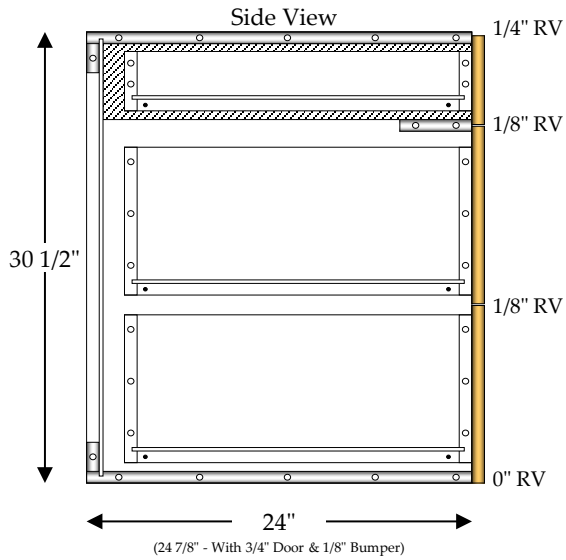
2 - 4" Top Drawers (2TD)

2 - 9" File Drawers (F-DRW)

Full Top, Double Partition Between Top Drawers

Doors, Drawer Fronts & Hardware Not Included In Catalog Price

B3DF/2TD

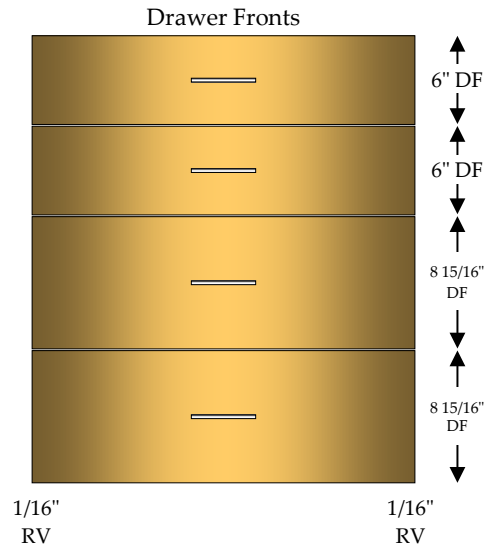
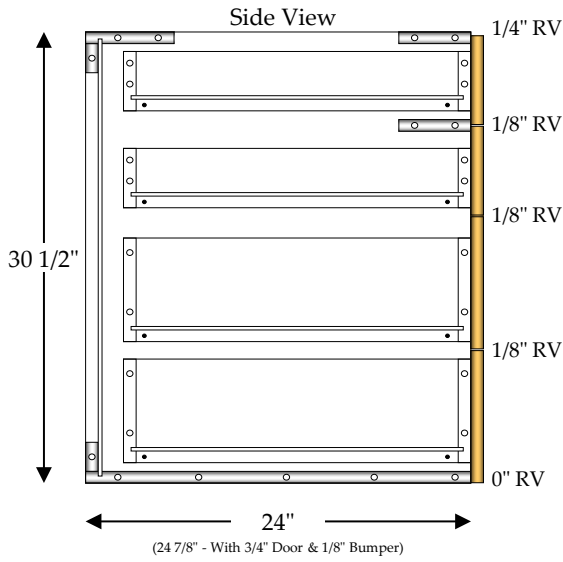


Base 4 Drawer

2 - 4" Drawers (DRW)

2 - 7" Drawers (DRW)

Doors, Drawer Fronts & Hardware Not Included In Catalog Price



Base 4 Drawer / 2 Top Drawer

2 - 4" Top Drawers (2TD)

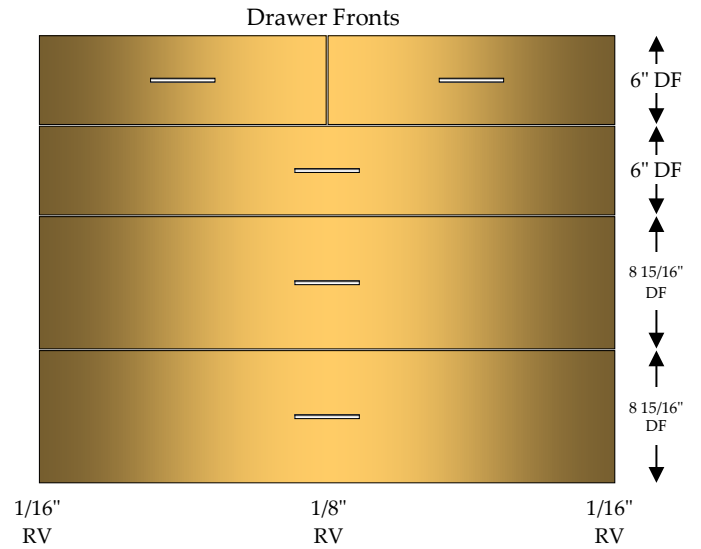
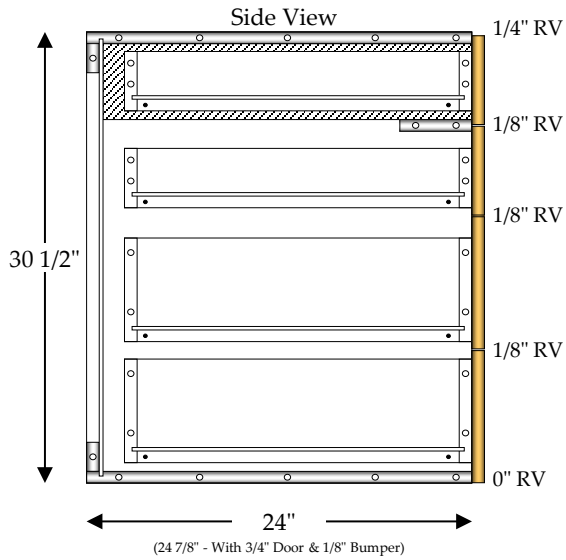
1 - 4" Drawer (DRW)

2 - 7" Drawers (DRW)

Full Top, Double Partition Between Top Drawers

Doors, Drawer Fronts & Hardware Not Included In Catalog Price

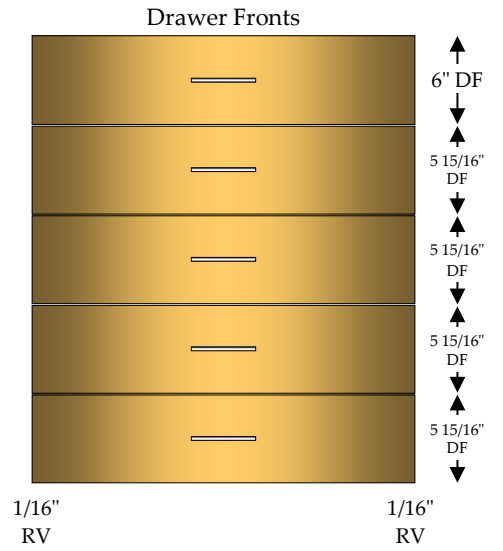
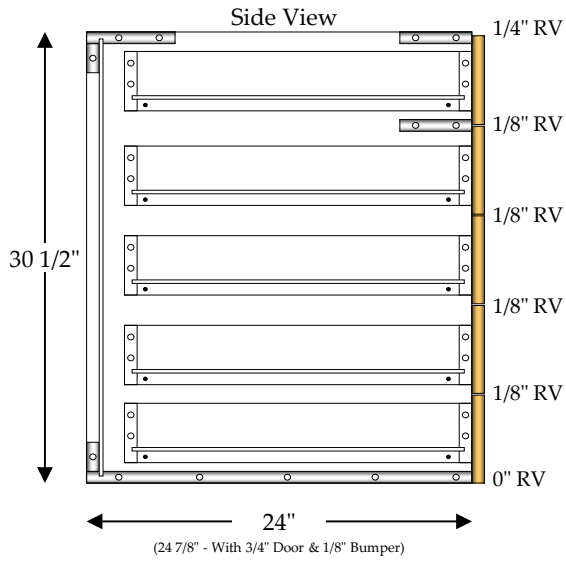
B4D/2TD



Base 5 Drawer
5 - 4" Drawers (DRW)

B5D

Doors, Drawer Fronts & Hardware Not Included In Catalog Price



Base 5 Drawer / 2 Top Drawer

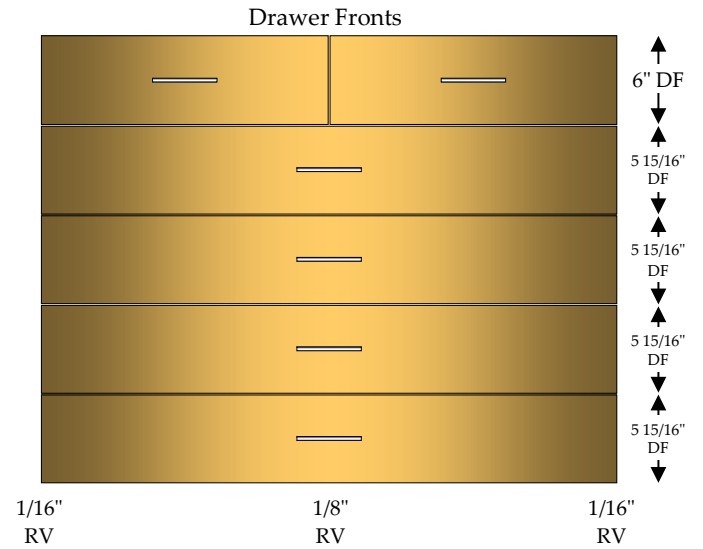
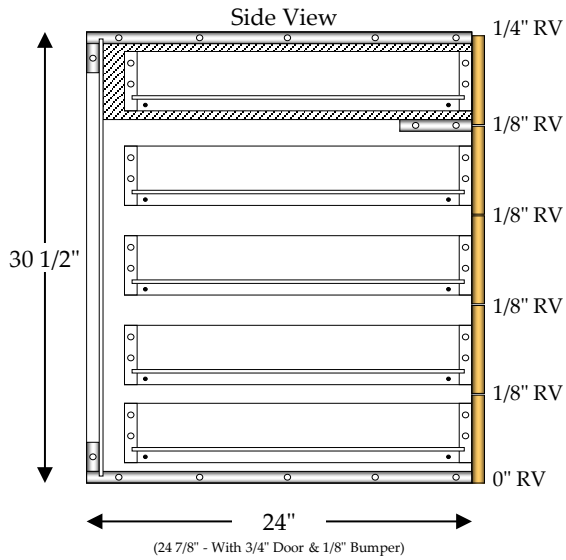
2 - 4" Top Drawers (2TD)

4 - 4" Drawers (DRW)

Full Top, Double Partition Between Top Drawers

Doors, Drawer Fronts & Hardware Not Included In Catalog Price

B5D/2TD



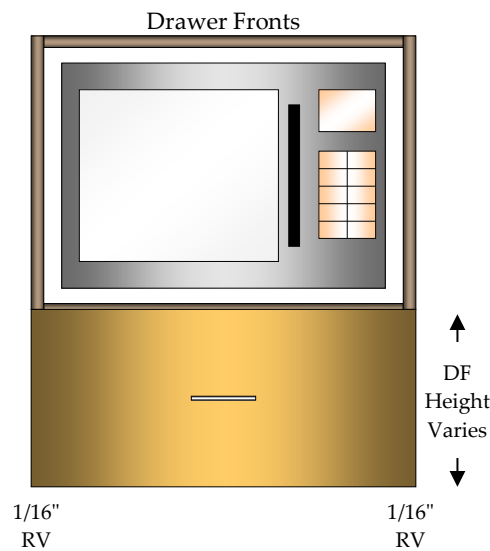
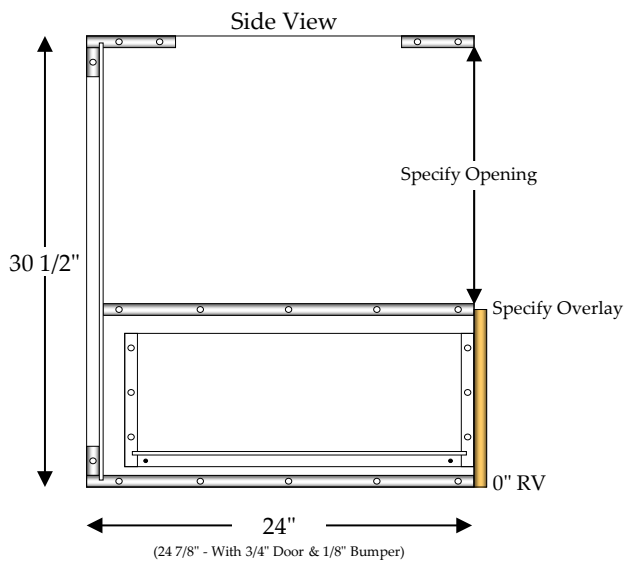
Base Microwave Drawer

1-9" Drawer (DRW)

1-Fixed Shelf (FS)

Specify Microwave Opening for FS Placement
Specify Drawer Front Overlay on FS for DF Size

Doors, Drawer Fronts & Hardware Not Included In Catalog Price



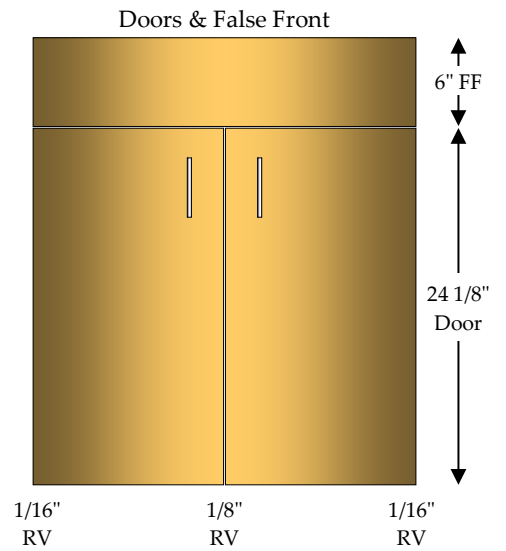
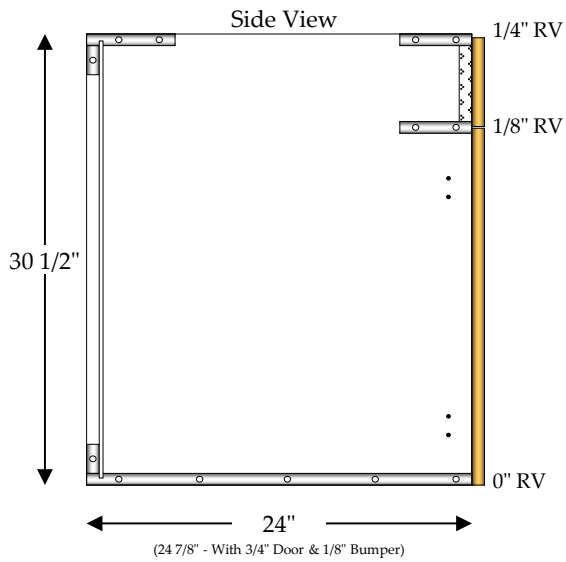
Base Sink False Front

BSFF

2 - Particle Board Blocks to Mount False Front

Specify Single Door Cabinets as **HL** or **HR**

Doors, Drawer Fronts & Hardware Not Included In Catalog Price



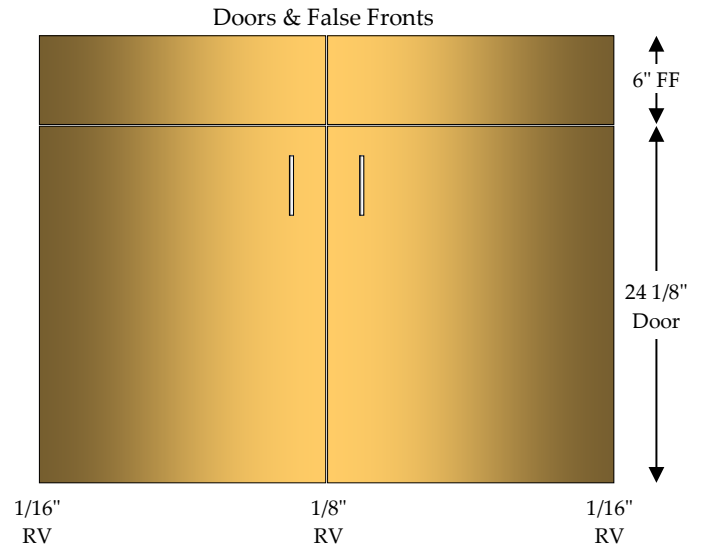
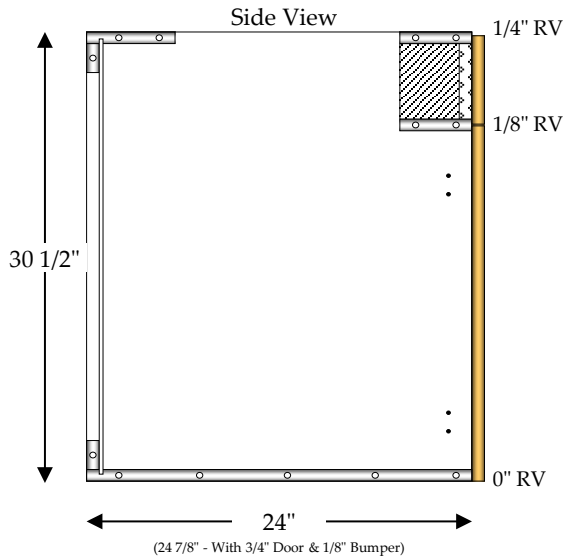
Base Sink 2 False Front

BS2FF

Double Partition Between False Fronts
4 - Particle Board Blocks to Mount False Front

Specify Single Door Cabinets as **HL** or **HR**

Doors, Drawer Fronts & Hardware Not Included In Catalog Price



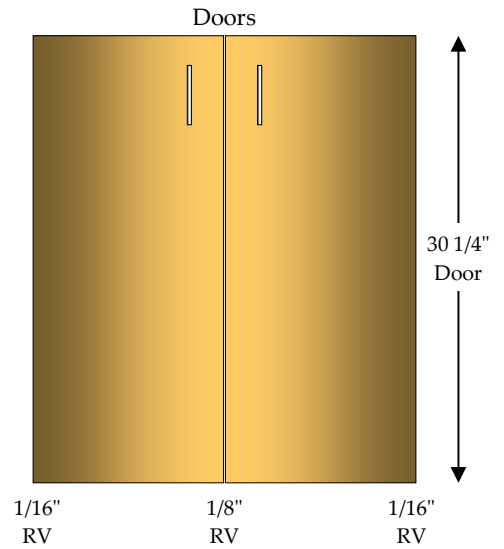
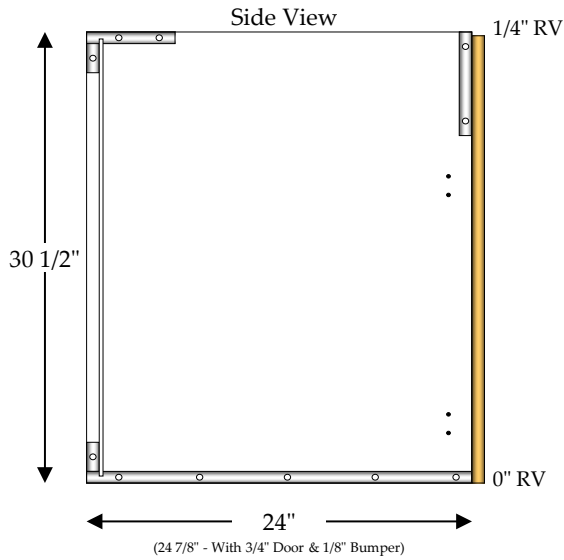
Base Sink Unit Apron

1 - 7" Apron (Box material unless otherwise specified)
Top Hinge (Bore Doors 9" on Center)

Specify Single Door Cabinets as **HL** or **HR**

Doors, Drawer Fronts & Hardware Not Included In Catalog Price

BSU/Apron



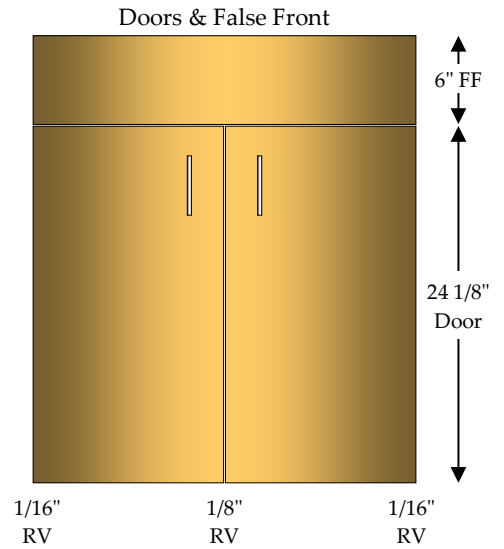
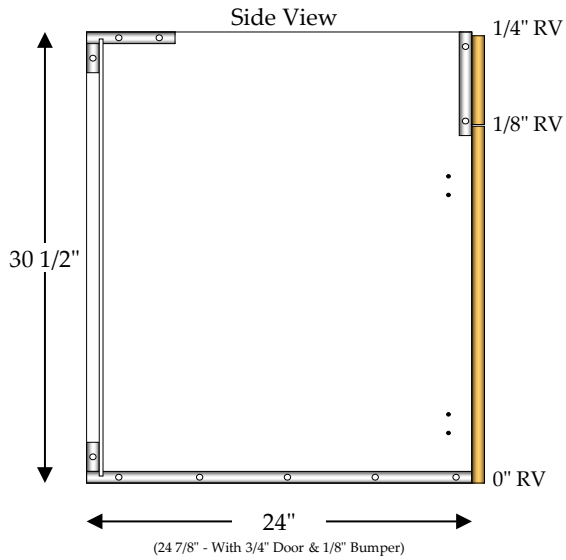
Base Sink False Front Apron

1 - 7" Apron (Box material unless otherwise specified)

Specify Single Door Cabinets as **HL** or **HR**

Doors, Drawer Fronts & Hardware Not Included In Catalog Price

BSFF/Apron



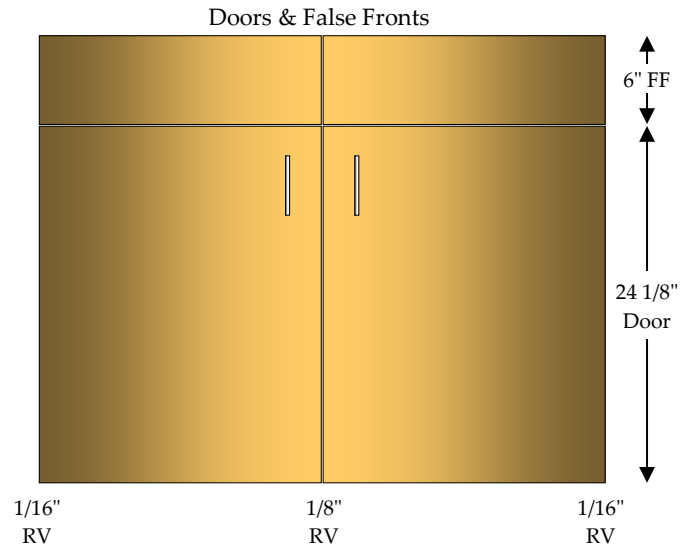
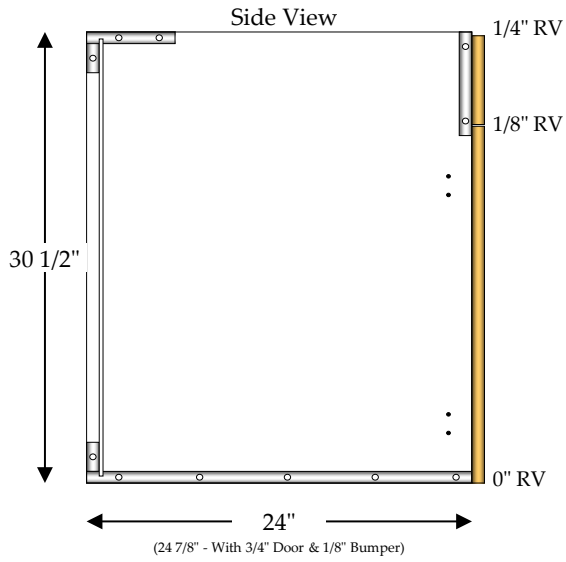
Base Sink 2 False Front Apron

1 - 7" Apron (Box material unless otherwise specified)

Specify Single Door Cabinets as **HL** or **HR**

Doors, Drawer Fronts & Hardware Not Included In Catalog Price

BS2FF/Apron



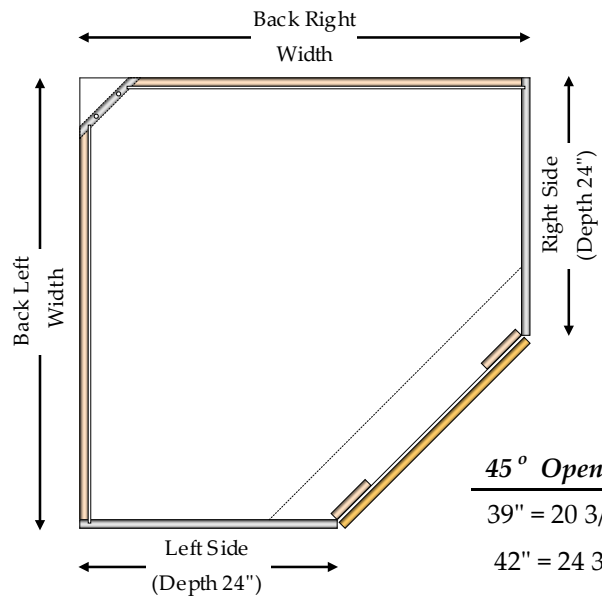
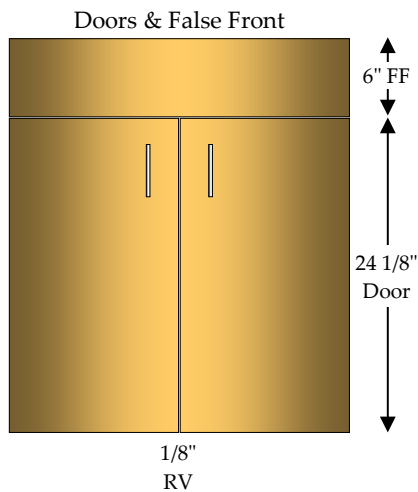
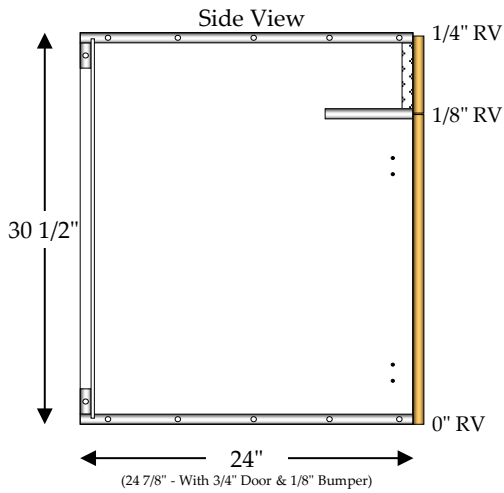
Base Sink False Front / 45° Corner

BSFF/45C

2 - Particle Board Blocks to Mount False Front
Mid Spreader requires customer placement

Specify Single Door Cabinets as **HL** or **HR**

Doors, Drawer Fronts & Hardware Not Included In Catalog Price



45° Opening

39" = 20 3/16"

42" = 24 3/8"

45" = 28 5/8"

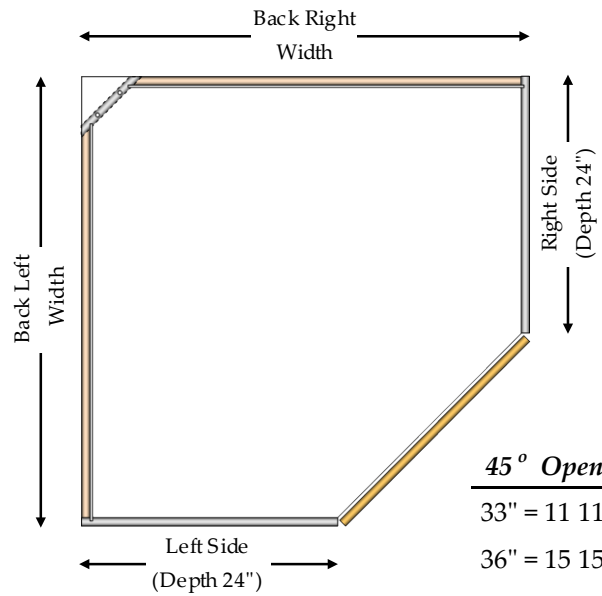
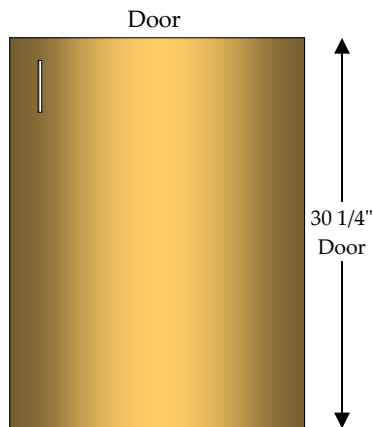
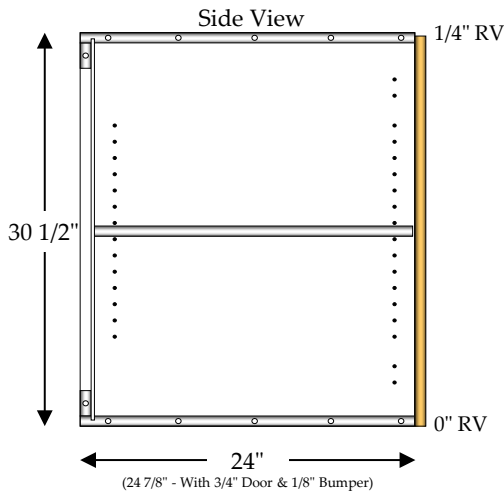
48" = 32 7/8"

Base Unit / 45° Corner
1 - Adjustable Shelf (AS)

BU/45C

Specify Single Door Cabinets as **HL** or **HR**

Doors, Drawer Fronts & Hardware Not Included In Catalog Price



45° Opening

33"	= 11 11/16"
36"	= 15 15/16"
39"	= 20 3/16"
42"	= 24 3/8"
45"	= 28 5/8"
48"	= 32 7/8"

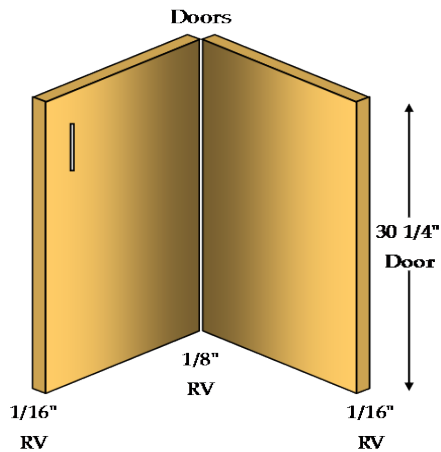
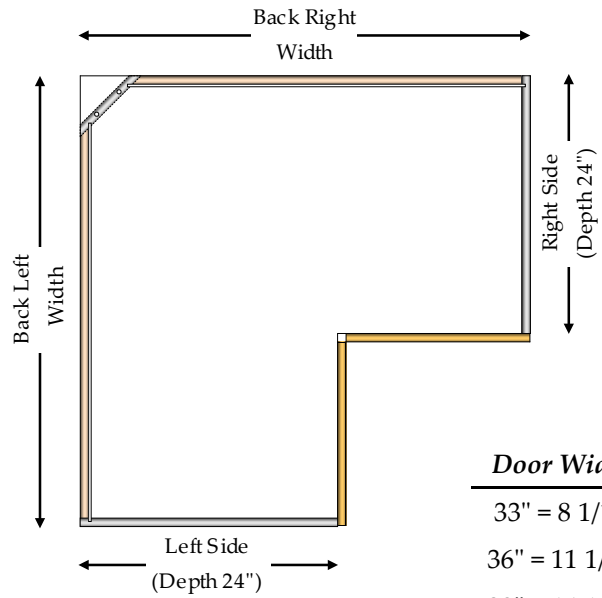
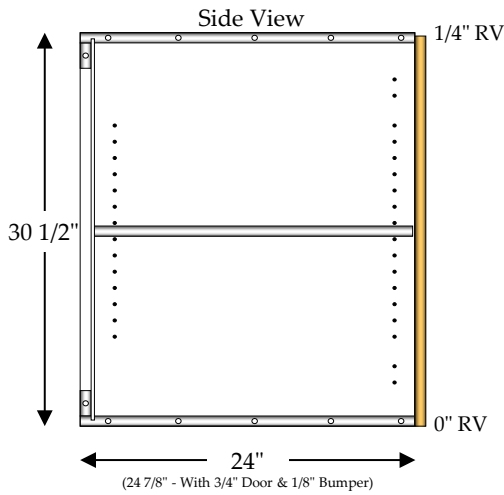
Base Unit / 90° Corner

1 - Adjustable Shelf (AS)

BU/90C

Specify Single Door Cabinets as **HL** or **HR**

Doors, Drawer Fronts & Hardware Not Included In Catalog Price



Door Width

- 33" = 8 1/16"
- 36" = 11 1/16"
- 39" = 14 1/16"
- 42" = 17 1/16"
- 45" = 20 1/16"
- 48" = 23 1/16"

Base Unit / Tray

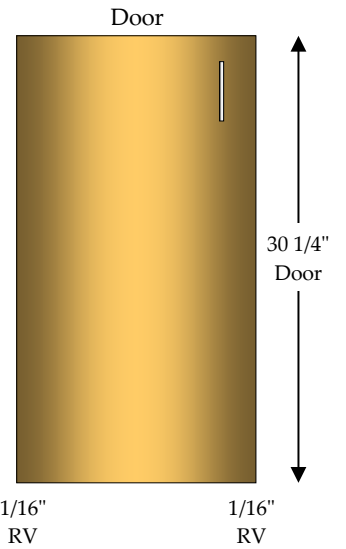

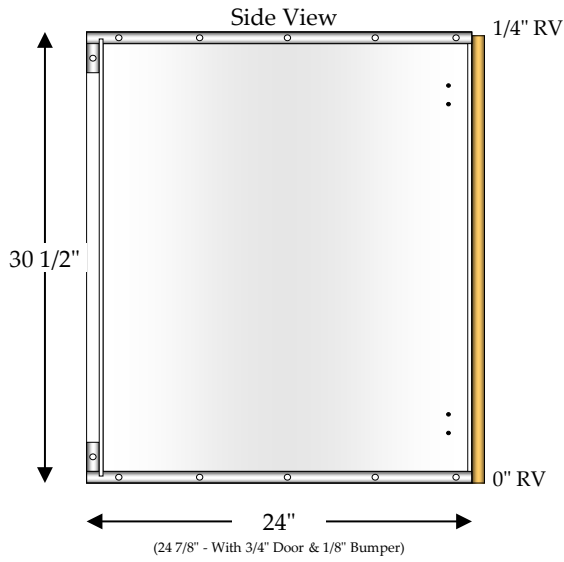
3/4" Partitions (1/4" Partitions with Dado Upon Request)

Full Top

Specify Single Door Cabinets as **HL** or **HR**

Doors, Drawer Fronts & Hardware Not Included In Catalog Price

BU/Tray



Base Top Drawer / Tray

1 - 4" Drawer (DRW)

3/4" Partitions (1/4" Partitions with Dado Upon Request)

1 - Fixed Shelf (FS)

Full Top

Specify Single Door Cabinets as **HL** or **HR**

Doors, Drawer Fronts & Hardware Not Included In Catalog Price

BTD/Tray

